

Dimensions in mm

Properties




Grab bar, System 900

- straight rail with supports straight to the wall and roses
- fixing spacing 12 inch (305 mm), 2 3/4 inch (70 mm) deep
- rail diameter 1 1/4 inch (32 mm), tube thickness 1/16 inch (2 mm), rose diameter 2 3/4 inch (70 mm)
- weight capacity up to 330 lbs (150 kg)
- made of high-quality stainless steel, powder-coated in HEWI colours DX (matt white), DC (matt black) and SC (matt dark grey pearl mica)
- including non-corrosive and tested HEWI fixing material for wall mounting and sealing tape for sealing the drilling points
- fulfils the requirements of the 2010 ADA Standards and ICC/ANSI A117.1-2017

Certificates



Colours / Surfaces

-  SC (matt dark grey pearl mica)
-  DX (matt white)
-  DC (matt black)