

Dimensions in mm

### Properties

Mono hinged support rail, design (A), System 900

- with one horizontal, round gripping level
- can be folded upwards and folded downwards with braked movement
- 600 mm projection, 210 mm high and 101 mm wide, 33.7 mm rail diameter
- weight capacity up to 100 kg
- made of stainless steel, powder-coated in HEWI colours DX (matt white), DC (matt black) and SC (matt dark grey pearl mica)
- for mounting with non-corrosive and tested HEWI fixing materials for different wall systems (to be ordered separately)
- sealing tape for sealing the fixing points is included in the scope of supply
- produced in accordance with CE- and UKCA-Regulation (EU) 2017/745 on medical devices
- fulfils the DIN 18040 requirements




### Awards



### Certificates



### Colours / Surfaces

	SC (matt dark grey pearl mica)
	DX (matt white)
	DC (matt black)