

Dimensions in mm

### Properties

hinged support rail Duo, Design (A), System 900

- Two parallel rails, round gripping levels arranged on top of each other
- Can be folded upwards and folded downwards with braked movement
- Projection 600mm, Height 210mm and width 101mm, diameter of upper rail 33.7 mm, diameter of bottom rail 25 mm
- Weight capacity up to 100kg
- made of high-quality stainless steel, PVD coated
- for mounting with non-corrosive and tested HEWI fixing material for different wall systems (to be ordered separately).

Sealing tape for sealing the fixing points is included in the delivery

- Floor supports 900.50.02070 and 900.50.02170 can be retrofitted
- is produced in accordance with CE and UKCA Regulation (EU) 2017/745 on medical devices
- Fulfils the DIN 18040 requirements





### Awards



### Certificates



### Colours / Surfaces

	WR (brushed nickel)
	LP (brushed brass)
	EC (glossy black chrome)
	CK (shiny brass)