

Dimensions in mm

Properties

Hinged support rail Duo, design (B), System 900

- two parallel, round gripping levels arranged on top of each other
- with toilet roll holder and radio-controlled flushing mechanism
- right-hand version
- can be folded upwards and folded downwards with braked movement
- blue button (wave symbol) for triggering the toilet flushing mechanism
- transmission frequency 868.4 MHz
- suitable for radio-controlled toilet flushing systems made by Geberit, Friatec, Mepa, Sanit, Viega, TECE and Grohe
- projection 700 mm, 256 mm high and 75 mm wide, top rail diameter 33.7 mm, bottom rail diameter 25 mm
- weight capacity up to 100 kg
- made of stainless steel, powder-coated in HEWI colours DX (matt white), DC (matt black) and SC (matt dark grey pearl mica)
- wall plate made of polyamide with integrated steel core and cover made of stainless steel, powder-coated in HEWI colours DX (matt white), DC (matt black) and SC (matt dark grey pearl mica)
- for mounting with non-corrosive and tested HEWI fixing materials for different wall systems (to be ordered separately)
- sealing tape for sealing the fixing points is included in the scope of supply
- floor supports 900.50.02060 and 900.50.02160 for retrofitting
- produced in accordance with CE- and UKCA-Regulation (EU) 2017/745 on medical devices
- fulfils the ÖNORM B1600/1601 and SIA 500 requirements




Awards



Certificates



Colours / Surfaces

	SC (matt dark grey pearl mica)
	DX (matt white)
	DC (matt black)