

Dimensions in mm

Properties

Duo mobile hinged support rail, System 900

- two parallel, round gripping levels arranged on top of each other
- can be folded upwards and folded downwards with braked movement
- for mobile use
- for easy and flexible retrofitting on existing, preassembled mounting plate 900.50.00160, must be ordered separately
- toolless and quick installation by simple attachment of the hinged support rail
- secured by fixing screw to prevent unintentional removal
- projection 700 mm, 210 mm high and 101 mm wide, top rail diameter 33.7 mm, bottom rail diameter 25 mm
- weight capacity up to 100 kg
- made of stainless steel, powder-coated in HEWI colours DX (matt white), DC (matt black) and SC (matt dark grey pearl mica)
- floor supports 900.50.02060 and 900.50.02160 for retrofitting
- produced in accordance with CE- and UKCA-Regulation (EU) 2017/745 on medical devices
- fulfils the ÖNORM B1600/1601 and SIA 500 requirements




Awards



Certificates



Colours / Surfaces

	SC (matt dark grey pearl mica)
	DX (matt white)
	DC (matt black)