




Dimensions in mm

Properties

Mobile back support, System 900

- backrest with fixing rails on both sides
- serves as back support for toilet users
- one-sided installation on the wall with rose (left)
- single-sided mounting on folding support handle, design (A) from the System 900 (right)
- for mobile use
- 330 mm high and 150 mm deep, backrest 350 mm wide, rail diameter 32 mm, tube thickness 2 mm
- Centre-to-centre distance adjustable by the customer (clear dimension between the bar of the hinged support rail and the centre-to-centre distance of the wall fastening 616-716 mm)
- easy wall mounting due to individually mountable stainless steel fastening plate for hanging the rail
- is secured with fastening screw (theft protection)
- Wall connector made of high-quality stainless steel, powder-coated in HEWI colour CV (deep matt black) and ER (deep matt dark grey pearl mica) with black backrest or powder-coated in HEWI colour AS (deep matt white) with white backrest
- including non-corrosive and tested HEWI fixing material
- fulfils the DIN 18040 and ÖNORM B1600/1601 requirements.

Colours / Surfaces

-  AS (matt white
- matt white)
-  CV (black deep matt
-black matt (90))
-  ER (dk grey
-black matt)