

Dimensions in mm

Similar picture

Properties

Screw-on hinge





for non-rebated doors with weight up to 40 kg.



Held in door element by screwing on and for screwing onto the wooden doorframe.

Made of solid coloured high-quality matt polyamide with steel support made of 3 mm steel sheet with hinge roll, 54 mm high, hinge axis diameter 7 mm, maintenance-free polyamide plain bearings. Matt polyamide caps for covering the cut recess and the screw fixing.

Hinge for left-hung door

Colours / Surfaces

	99 (pure white)
	98 (signal white)
	97 (light grey)
	95 (stone grey)

	92 (anthracite grey)
	90 (jet black)