

Wymiary w mm

Podobne zdjęcie

Właściwości

Screw-on hinge


for non-rebated doors with weight up to 40 kg.



Held in door element by screwing on and for screwing onto the wooden doorframe.

Made of solid coloured high-quality matt polyamide with steel support made of 3 mm steel sheet with hinge roll, 54 mm high, hinge axis diameter 7 mm, maintenance-free polyamide plain bearings. Matt polyamide caps for covering the cut recess and the screw fixing.

Hinge for left-hung door

Kolory / Powierzchnie

	99 (czysta biel)
	98 (sygnał biały)
	97 (jasnoszary)
	95 (szary kamień)

	92 (szary antracytowy)
	90 (czerń jetowa)