

Dimensions in mm

Similar picture

Properties

Screw-on hinge

For unrebated doors (partition doors), with weight up to 25 kg.





Held in door element by screwing on and for screwing onto the wooden doorframe.



Made of matt polyamide with supporting steel frame made of galvanised 3 mm sheet steel with strap roller, Height 76 mm, Hinge pin diameter 12 mm, maintenance-free polyamide plain bearing. Matt polyamide caps to cover the milled groove and the screw connection.

Spring hinge for right-hung door, to supplement the belt B9505.75RK

Design note: 3 hinges are required per door (example: DIN right: 2 x B9505B.75RK, 1 x B9505B.75RF)

Colours / Surfaces

	99 (pure white)
	98 (signal white)
	97 (light grey)
	95 (stone grey)

	92 (anthracite grey)
	90 (jet black)