

Dimensions in mm

Similar picture

Properties

Screw-on hinge

















for non-rebated doors with weight up to 40 kg.

Held in door element by screwing on and for screwing onto the wooden doorframe.

made of polyamide with steel support made of 3 mm steel sheet with hinge roll, 54 mm high, hinge axis diameter 7 mm, maintenance-free polyamide plain bearings. Polyamide caps for covering the cut recess and the screw fixing.

Hinge for right-hand door

Colours / Surfaces

 24 (orange)	 55 (aqua blue)	 86 (sand)	 97 (light grey)
 33 (ruby red)	 72 (may green)	 90 (jet black)	 98 (signal white)
 36 (coral)	 74 (apple green)	 92 (anthracite grey)	 99 (pure white)
 50 (steel blue)	 18 (mustard yellow)	 95 (stone grey)	 84 (umber)