

Dimensions in mm

Properties

Handle with continuous steel core, Diameter 33 mm, as a closed oval. Height 400 mm, Width 106 mm, made of polyamide, high-polished surface Metal backplate bases with polyamide cover cap. Bearing as maintenance-free plain bearing, Return mechanism for the pull handle. Quick assembly due to pre-mounted push handles on the base. Contrasting design made of polyamide in 6 colours.

Mode of operation: Mounted in pairs, Function in opening direction - Push, Function in opposite direction - Pull, with continuous square spindle.

For emergency exits: Approval according to DIN EN 179 only in combination with tested lock systems. Information on the classification of the push/pull handle according to DIN EN 179 can be found in the certificates of the respective lock manufacturer.





Suitable as an operating element on doors according to DIN 18040, with accessible operating function in the operating range 850 mm top edge of finished floor. Flexible gripping height from 750 mm to 1200 mm above the top edge of the finished floor.



For fire doors in Germany: Installation into a smoke and fire door is only possible with a valid national usability certificate.

Certificates



Colours / Surfaces

	90 (jet black)
	92 (anthracite grey)
	95 (stone grey)
	97 (light grey)

	98 (signal white)
	99 (pure white)