

**Specifications****Ordering aid for:**

Shower curtains

802.34.01030 **page 557**801.34.01001 **page 558**801.34.01038 **page 559**801.34.01034 **page 560**

Curtain rails (L in mm)	Curtain width (F in mm)	eyelets (Stück)
0 - 600	700	6
601 - 800	1000	6
801 - 1000	1200	8
1001 - 1200	1400	10
1201 - 1350	1800	12
1351 - 1550	2000	14
1551 - 1700	2300	16
1701 - 1950	2500	18
1951 - 2300	2900	20
2301 - 2650	3500	24
2651 - 3000	4000	28
3001 - 3400	4500	30
3401 - 3800	5000	34

**Explanation of coding****H** = middle of rail to bottom edge of curtain**F** = width of finished curtain  
(when ascertaining curtain width, take fold requirements into account as necessary)**L** = length of curtain rail**Checklist**

for shower curtains

We require the following information from you when you place your order:

- **order number**
- **number of units required**
- **pattern type**
- **H in mm**
- **F in mm**
- **area for inscription**  
(inscription if required)

**Ward:**  
**Floor:**  
**Room:**

All curtain widths are available in individual lengths, as required.

**All curtains are manufactured individually and cannot be exchanged or taken back!****Installation tip for:**

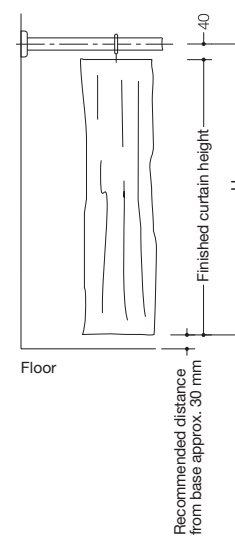
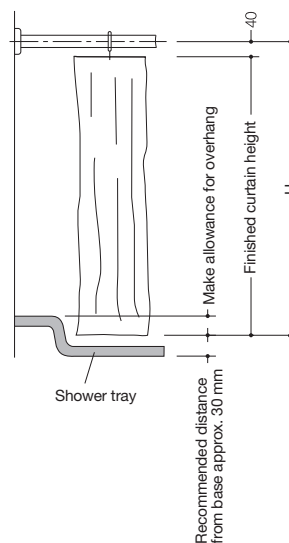
Shower curtains

802.34.01030 **page 557**801.34.01001 **page 558**801.34.01038 **page 559**801.34.01034 **page 560****Recommendation for correct mounting height of shower curtain rail**

The mounting height should be selected in such a way that a minimum of 40 cm clearance is left between the curtain rail and the ceiling. This prevents the curtain from pulling towards the user's body during showering.

**Important:**The curtain measurement differs from your order measurement by **40 mm** – see sketch. This difference is the distance between the middle of the curtain rail and the top of the shower curtain.

The length of the curtain should be chosen in such a way that the curtain does not have contact with the bottom of the shower tray or with the floor.



(filled in by customer)

Company:

Contact:

Date:Signature:

(filled in by HEWI)

Order number:

Official in charge:

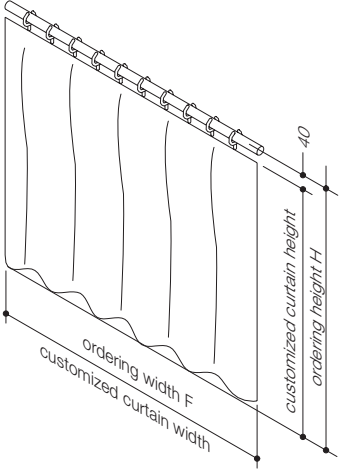
Date of delivery:

(filled in by HEWI)

Date of delivery:

Date of order:

Order number:



F = Width of finished curtain

when ascertaining curtain width,  
take fold requirements into account  
as necessary

H = Middle of rail to bottom  
edge of curtain

Pattern:

Trevira CS, fire retardant

802.34.01030 pure white

801.34.01001 white/silver

801.34.01038 squares umber/sand

Polyester, Teflon equipped

801.34.01034 pure white

(filled in by customer)

Pos.	Number	Pattern	F in mm	H in mm	Ward	Note Floor	Room	for internal use		