
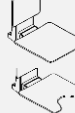
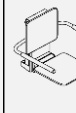
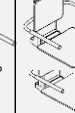

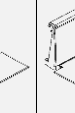
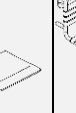



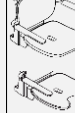

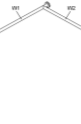


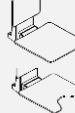
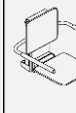
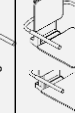

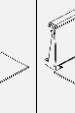
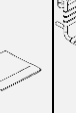



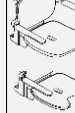



System 900 Kompatibilität Einhängesitze und Stangen 900 matt geschliffen 900 verchromt 900 pulverbeschichtet System 900 Compatibility Removable hanging seat and rails 900 matt polished 900 chrome 900 powder-coated																				
		900.51.10060 900.51.10660	900.51.10260 900.51.10460 900.51.10860 900.51.11060 900.51.11260	900.51.10160 900.51.10760	900.51.10360 900.51.10560 900.51.10960 900.51.11160 900.51.11360	950.51.11090 950.51.11190	950.10090 950.10190	801.51.100 801.51B100 801.51D100 801.51FR101 801.51BCH101 801.51.106 801.51.107	801.51.110 801.51B110 801.51D110 801.51CH110 801.51BCH110 801.51DC110 801.51.115 801.51B115 801.51D115 801.51.116 801.51.117	802.51.13160 802.51.13360 802.51.13560 802.51.13760 802.51.13960 802.51.14160 802.51.14360 802.51.14560	802.51.13260 802.51.13460 802.51.13660 802.51.13860 802.51.14060 802.51.14260 802.51.14460 802.51.14660									
	900.36.000XA 900.36.00040 900.36.00060 900.36.008XA 900.36.00840 900.36.00860 900.36.03040 900.36.03060	A1=300 mm	✓	✓	✓	✓	—	—	—	—	—	—	—	—	—	—	—	—	—	
	900.36.001XA 900.36.00140 900.36.00160 900.36.009XA 900.36.00940 900.36.00960 900.36.03140 900.36.03160	A1=400 mm	✓	✓	✓	✓	✓	✓	—	—	✓	✓	—	—	✓	✓	—	—	—	—
	900.36.002XA 900.36.00240 900.36.00260 900.36.010XA 900.36.01040 900.36.01060 900.36.03240 900.36.03260	A1=500 mm	✓	✓	✓	✓	✓	✓	✓	—	✓	✓	—	—	✓	✓	—	—	—	—
	900.36.003XA 900.36.00340 900.36.00360 900.36.011XA 900.36.01140 900.36.01160 900.36.03340 900.36.03360	A1=600 mm	✓	✓	✓	✓	✓	✓	✓	✓	✓	✓	—	—	✓	✓	—	—	—	—
	900.36.004XA 900.36.00440 900.36.00460 900.36.012XA 900.36.01240 900.36.01260 900.36.03440 900.36.03460	A1=700 mm	✓	✓	✓	✓	✓	✓	✓	✓	✓	✓	—	—	✓	✓	—	—	—	—
	900.36.005XA 900.36.00540 900.36.00560 900.36.013XA 900.36.01340 900.36.01360 900.36.03540 900.36.03560	A1=800 mm	✓	✓	✓	✓	✓	✓	✓	✓	✓	✓	—	—	✓	✓	—	—	—	—
	900.36.006XA 900.36.00640 900.36.00660 900.36.014XA 900.36.01440 900.36.01460 900.36.03640 900.36.03660	A1=900 mm	✓	✓	✓	✓	✓	✓	✓	✓	✓	✓	—	—	✓	✓	—	—	—	—
	900.36.007XA 900.36.00740 900.36.00760 900.36.015XA 900.36.01540 900.36.01560 900.36.03740 900.36.03760	A1=1000 mm	—	—	—	—	—	—	—	—	—	—	—	—	—	—	—	—	—	—
	900.36.0S0XA 900.36.0S3XA	A1=220-900 mm ohne zusätzliche Stütze without additional support A1=901-1100 mm zusätzliche Stütze mittig additional support in the centre		A1 min. 284 mm	A1 min. 284 mm	A1 min. 284 mm	A1 min. 284 mm	A1 min. 356 mm	A1 min. 356 mm	A1 min. 415 mm	A1 min. 518 mm	A1 min. 374 mm	A1 min. 374 mm							
			✓	✓	✓	✓	✓	✓	✓	A1 min. 1036 mm	✓	✓								

System 900 Kompatibilität Einhängesitze und Stangen 900 matt geschliffen 900 verchromt 900 pulverbeschichtet System 900 Compatibility Removable hanging seat and rails 900 matt polished 900 chrome 900 powder-coated													
			900.51.10060 900.51.10660	900.51.10260 900.51.10460 900.51.10860 900.51.11060 900.51.11260	900.51.10160 900.51.10760	900.51.10360 900.51.10560 900.51.10960 900.51.11160 900.51.11360	950.51.11090 950.51.11190	950.10090 950.10190	801.51.100 801.51B100 801.51D100 801.51FR101 801.51BFR101 801.51.106 801.51.107	801.51.110 801.51B110 801.51D110 801.51CH110 801.51BCH110 801.51DCH110 801.51.115 801.51B115 801.51D115 801.51.116 801.51.117	802.51.13160 802.51.13360 802.51.13560 802.51.13760 802.51.13960 802.51.14160 802.51.14360 802.51.14560	802.51.13260 802.51.13460 802.51.13660 802.51.13860 802.51.14060 802.51.14260 802.51.14460 802.51.14660	
	900.33.200XA 900.33.202XA 900.33.20040 900.33.20240 900.33.20060 900.33.20260	W1=450 mm	✓	✓	✓	✓	—	—	—	—	—	—	
	900.33.203XA 900.33.201XA 900.33.20340 900.33.20140 900.33.20360 900.33.20160	W1=600 mm	✓	✓	✓	✓	✓	✓	✓	—	✓	✓	
	900.33.2S0XA 900.33.2S1XA 900.33M2S0XA 900.33M2S1XA	W1=300-850 mm	✓	✓	✓	✓	✓	✓	✓	W1 min. 647 mm	✓	✓	
	900.35.100XA 900.35.103XA 900.35.10040 900.35.10340 900.35.10060 900.35.10360	W1=765 mm W2=475 mm	✓	✓	W1 = ✓ W2 = —	W1 = ✓ W2 = —	✓	W1 = ✓ W2 = —	W1 = ✓ W2 = —	W1 = ✓ W2 = —	W1 = ✓ W2 = —	W1 = ✓ W2 = —	
	900.35.101XA 900.35.104XA 900.35.10140 900.35.10440 900.35.10160 900.35.10460	W1=765 mm W2=765 mm	✓	✓	✓	✓	✓	✓	✓	✓	✓	✓	
	900.35.13140 900.35.13440 900.35.13160 900.35.13460												
	900.35.102XA 900.35.105XA 900.35.10240 900.35.10540 900.35.10260 900.35.10560	W1=965 mm W2=965 mm	✓	✓	✓	✓	✓	✓	✓	✓	✓	✓	
	900.35.13240 900.35.13540 900.35.13260 900.35.13560												
900.35.1S0XA 900.35.1S2XA	W1/W2=475-965 mm ohne zusätzliche Stütze without additional support	✓	✓	W1 min. 563 mm W2 min. 547 mm	W1 min. 563 mm W2 min. 547 mm	✓	W1 min. 526 mm W2 min. 510 mm	W1 min. 503 mm W2 min. 487 mm	W1 min. 606 mm W2 min. 590 mm	W1 min. 536 mm W2 min. 520 mm	W1 min. 636 mm W2 min. 620 mm		
	W1/W2=966-1800 mm zusätzliche Stütze mittig additional support in the centre	✓	✓	✓	✓	✓	✓	✓	W1 min. 1108 mm W2 min. 1108 mm	✓	✓		
	900.35.400XA 900.35.40040 900.35.40060	W1=765 mm	✓	✓	✓	✓	✓	✓	✓	✓	✓		
	900.35.401XA 900.35.40140 900.35.40160	W1=965 mm	✓	✓	✓	✓	✓	✓	✓	✓	✓		
	900.35.43140 900.35.43160												
	900.35.402XA 900.35.40240 900.35.40260	W1=1185 mm	✓	✓	✓	✓	✓	✓	✓	✓	✓		
	900.35.43240 900.35.43260												
900.35.4S0XA 900.35M4S0XA	W1=300-1500mm	W1 min. 334 mm	W1 min. 334 mm	W1 min. 334 mm	W1 min. 334 mm	W1 min. 406 mm	W1 min. 406 mm	W1 min. 465 mm	W1 min. 568 mm	W1 min. 424 mm	W1 min. 424 mm		

System 900 Kompatibilität Einhängesitze und Stangen 900 matt geschliffen 900 verchromt 900 pulverbeschichtet System 900 Compatibility Removable hanging seat and rails 900 matt polished 900 chrome 900 powder-coated													
		900.51.10060 900.51.10660	900.51.10260 900.51.10460 900.51.10860 900.51.11060 900.51.11260	900.51.10160 900.51.10760	900.51.10360 900.51.10560 900.51.10960 900.51.11160 900.51.11360	950.51.11090 950.51.11190	950.10090 950.10190	801.51.100 801.51B100 801.51DR10 801.51FR101 801.51.106 801.51.107	801.51.110 801.51B110 801.51D110 801.51CH110 801.51BCH110 801.51.115 801.51B115 801.51D115 801.51.116 801.51.117	802.51.13160 802.51.13360 802.51.13560 802.51.13760 802.51.13960 802.51.14160 802.51.14360 802.51.14560	802.51.13260 802.51.13460 802.51.13660 802.51.13860 802.51.14060 802.51.14260 802.51.14460 802.51.14660		
	900.35.300XA 900.35.303XA 900.35.30040 900.35.30340 900.35.30060 900.35.30360 900.35M300XA 900.35M303XA 900.35M30040 900.35M30340 900.35M30060 900.35M30360 900.35.33040 900.35.33340 900.35.33060 900.35.33360	W1=765 mm W2=765 mm	✓	✓	✓	✓	✓	✓	✓	✓	✓	✓	
	900.35.301XA 900.35.304XA 900.35.30140 900.35.30440 900.35.30160 900.35.30460 900.35M301XA 900.35M304XA 900.35M30140 900.35M30440 900.35M30160 900.35M30460 900.35.33140 900.35.33440 900.35.33160 900.35.33460	W1=965 mm W2=965 mm	✓	✓	✓	✓	✓	✓	✓	✓	✓	✓	✓
	900.35.302XA 900.35.305XA 900.35.30240 900.35.30540 900.35.30260 900.35.30560 900.35M302XA 900.35M305XA 900.35M30240 900.35M30540 900.35M30260 900.35M30560 900.35.33240 900.35.33540 900.35.33260 900.35.33560	W1=1185 mm W2=765 mm	✓	✓	✓	✓	✓	✓	✓	✓	✓	✓	✓
	900.35.306XA 900.35.307XA 900.35.30640 900.35.30740 900.35.30660 900.35.30760 900.35M306XA 900.35M307XA 900.35M30640 900.35M30740 900.35M30660 900.35M30760 900.35.33640 900.35.33740 900.35.33660 900.35.33760	W1=765 mm W2=965 mm	✓	✓	✓	✓	✓	✓	✓	✓	✓	✓	✓
	900.35.308XA 900.35.309XA 900.35.30840 900.35.30940 900.35.30860 900.35.30960 900.35M308XA 900.35M309XA 900.35M30840 900.35M30940 900.35M30860 900.35M30960 900.35.33840 900.35.33940 900.35.33860 900.35.33960	W1=965 mm W2=1185 mm	✓	✓	✓	✓	✓	✓	✓	✓	✓	✓	✓
	900.35.3S0XA 900.35.3S2XA 900.35M3S0XA 900.35M3S2XA	W1/W2=475-965 mm ohne zusätzliche Stütze without additional support W1/W2=966-1800 mm zusätzliche Stütze mittig additional support in the centre	W1 min. 490mm W2 = ✓	W1 min. 540mm W2 = ✓	W1 min. 613 mm W2 min. 547mm	W1 min. 613 mm W2 min. 547mm	W1 min. 526mm W2 = ✓	W1 min. 576 mm W2 min. 510 mm	W1 min. 553 mm W2 min. 487 mm	W1 min. 656 mm W2 min. 590 mm	W1 min. 586 mm W2 min. 520 mm	W1 min. 686 mm W2 min. 620 mm	W1 min. 1158 mm W2 min. 1108 mm