





Dimensions in mm





Properties


Flush pull design 535ML

made of through-dyed polyamide, 75 mm diameter, 22 mm high, recess depth 13 mm, with grip recess open at the bottom.

Colours / Surfaces

	99 (pure white)
	98 (signal white)
	97 (light grey)
	95 (stone grey)

	92 (anthracite grey)
	90 (jet black)
	50 (steel blue)
	33 (ruby red)

	18 (mustard yellow)
---	---------------------